

MICRO SWITCH
a Honeywell Division

FED. MFG. CODE 91 929

SWITCH - BASIC

CATALOG LISTING

V7-1B17D8

CW-B4712

CATALOG LISTING

V7-1B17D8

REPLACES X94127-V7

RELEASE NO. PR-18956

M

ISSUE
4

CHECK

REVISIONS

A	REL PR-18956 BAB 11 JAN 91
B	CO-69746 WJC 15 MAR 91
C	CO-76103 LJF 5 OCT 93

CHECK

JAN 91

JAN 91

CHECK

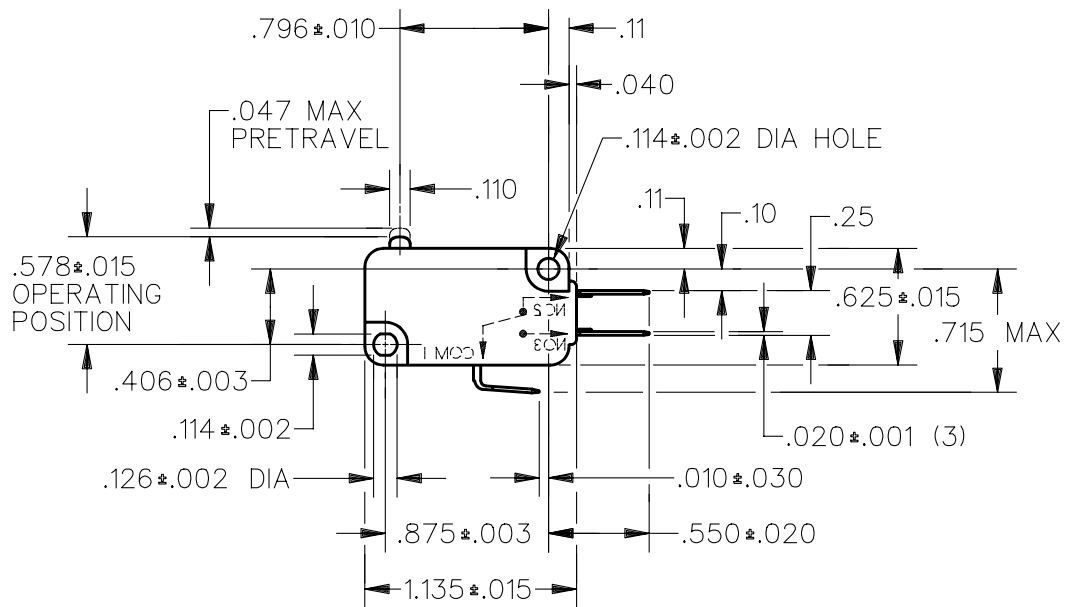
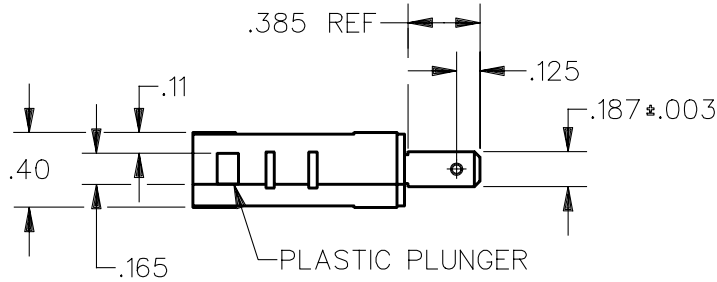
JAN 91

CHECK

JAN 91

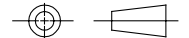
DDM/CAD

DRAWN



THIS DRAWING COVERS A PROPRIETARY ITEM AND IS THE PROPERTY OF MICRO SWITCH, A DIVISION OF HONEYWELL. THIS DRAWING IS NOT TO BE COPIED OR USED WITHOUT THE APPROVAL OF MICRO SWITCH.

THIRD ANGLE PROJECTION



CHARACTERISTICS	ELECTRICAL DATA	SCALE FULL	DO NOT SCALE PRINT
OPERATING FORCE --- 150 GRAMS MAX	CONTACT ARRANGEMENT S P D T	UNLESS OTHERWISE SPECIFIED TOLERANCES ARE	
RELEASE FORCE --- 25 GRAMS MIN	L156 11A 1/3HP 125, 250 OR 277 VAC 1/2A 125 VDC, 1/4A 250 VDC 4A 125 VAC "L"	ONE PLACE (.0) ±.030	
RELEASE TRAVEL --- .010 MIN		TWO PLACE (.00) ±.015	
DIFFERENTIAL TRAVEL --- .002-.010		THREE PLACE (.000) ±.005	
OVERTRAVEL --- .050 MIN		ANGLES ±	
FREE POSITION --- .625 MAX		WEIGHT	

